

Product information

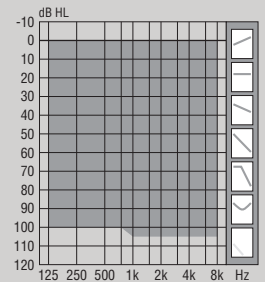
OTICON | **Geno**

Geno 1, Geno 2

Oticon Geno is based on our advanced quad-core signal processing chip with automatic features and low power consumption. The audiology is founded in BrainHearing™ technology to provide a more natural-sounding and comfortable hearing experience for the wearer. Oticon Geno offers easy and personal fitting options allowing you to adjust the settings to each individual's listening preferences.

The Geno family styles range from the small CIC models to the popular miniRITE and powerful BTE PP and even includes the Power flex mould 105 speaker system, available for both RITE and miniRITE.

FITTING RANGE



Free Focus

Free Focus has four modes - Optimised Omni, Split directionality, Full directionality and Full directionality with LF (Low Frequency) for very difficult listening situations. Optimised omni is a mode of directionality specifically developed to improve speech understanding by mimicking the natural front focus of the pinna to provide the desired access to the speech signal.

YouMatic

YouMatic is a personal automatic system programmed to the client's individual needs and sound preferences. YouMatic makes it easy to adjust the instrument's reaction and response performance to better match clients' preferences in terms of comfort, support and clarity in sound.

Geno feedback shield

Geno feedback shield is an effective feedback protection system implemented on the advanced quad-core platform. Geno feedback shield is a hybrid system combining two anti-feedback principles to both prevent and suppress feedback without superimposing artefacts onto the signal quality or sacrificing audibility.


Based on the environment, the system deploys an optimised combination of real-time phase inversion and frequency shift to deliver great sound quality at all times.

Family Features

- Binaural Synchronisation
- Binaural Coordination
- YouMatic
- Fitting Bandwidth 8 kHz
- Geno feedback shield
- Free Focus
- Learning
- Memory
- T-coil
- AutoPhone Program
- Modulation Based
- Power Bass (streaming)
- Music Widening (streaming)
- Singleband Directionality
- NAL-NL1, NAL-NL2 and DSL v5.0a m[i/o]
- Flexible miniFit receiver system
- ConnectLine and Remote Control
- DAI input and FM option
- In-situ audiometry (Genie)
- IP68 water & dust resistant certified (all custom instruments)
- IP58 water resistant certified (all behind the ear instruments)



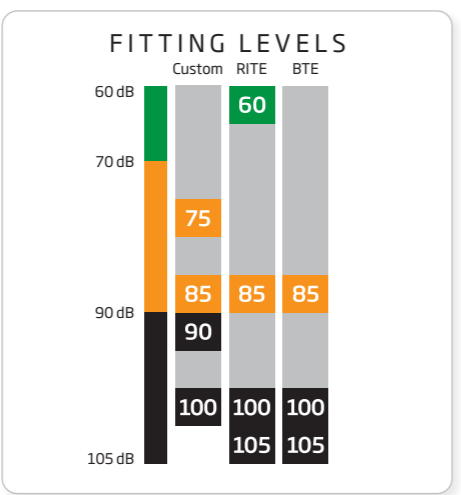
oticon
life-changing technology



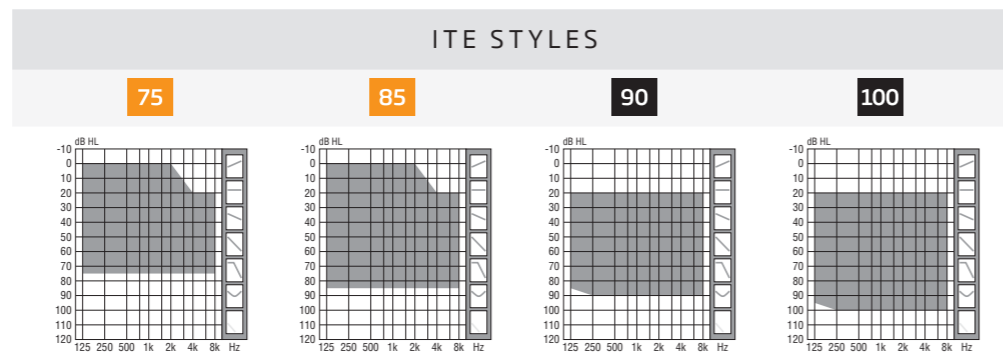
	miniBTE	BTE/BTE P	BTE PP	miniRITE	RITE
Battery size	312	13	13	312	312
Fitting levels	85	85 100	105	60 85 100 105	60 85 100 105
Battery life (h)*	115-140	85-190	100-200	80-110	80-110
Wireless	■	■	■	■	■
Directional	■	■	■	■	■
Program control	■	■	■	■	■
Volume control	■	■	■	■	■
Telecoil	■	■	■	■	■
AutoPhone	■	■	■	■	■
ConnectLine / Remote Control compatible	■	■	■	■	■
FM compatible	■	■	■	■	■
Optional Programming interface, cable #3	Cable #3 directly	Programming shoe	Cable #3 directly	FlexConnect	Programming shoe

■ Default
○ Option

* Real usage battery life is shown as an estimated interval based on measurements with variable amplification settings and variable input levels.

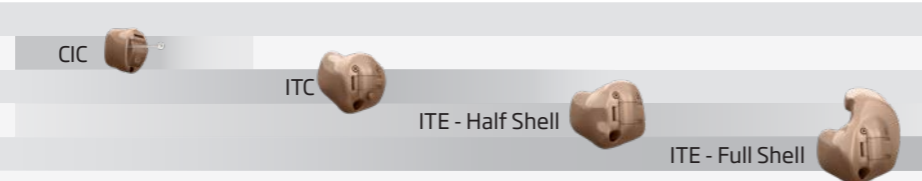


ACCESSORIES		
Accessories	Type/info	Use with
Tamper resistant battery drawer	Available in 5 colours	miniBTE, BTE, BTE P, BTE PP, miniRITE and RITE
DAI adaptor	AP900 AP1000	BTE, BTE P and RITE BTE PP
Dedicated FM receiver	Amigo R12 Amigo R12G2	BTE, BTE P and RITE BTE PP
FM adaptor	FM 9 FM10 Compatible with Amigo R2 and other universal receivers	BTE, BTE P BTE PP



CONDITIONS

Operating conditions	Temperature: +1°C to +40°C Relative humidity: 5% to 93%, non-condensing
Storage and transportation conditions	Temperature and humidity shall not exceed the below limits for extended periods during transportation and storage. Temperature: -25°C to +60°C Relative humidity: 5% to 93%, non-condensing



GENERAL FITTING

Oticon Geno instruments are programmed using the Genie 2016.2 fitting software or higher compatible with NOAH 3 or higher.

Wireless fitting - FittingLINK WP-2
FittingLINK provides a wireless link (Bluetooth) between the PC and one or two wireless enabled hearing instruments. In addition FittingLINK can be used via a USB cable connected to the PC.

Cabled fitting
Use programming cable #3.

	10	312	13
Battery size	10	312	13
Fitting levels	75 85	75 85 90 100	85 90 100
Battery life (h) ¹	95-100	75-135	140-250
Wireless	<input type="checkbox"/>	<input type="checkbox"/>	<input type="checkbox"/>
Directional	<input type="checkbox"/>	<input type="checkbox"/>	<input checked="" type="checkbox"/>
Program control	<input type="checkbox"/>	<input type="checkbox"/>	<input type="checkbox"/>
Volume control	<input type="checkbox"/>	<input type="checkbox"/>	<input type="checkbox"/>
Telecoil	<input type="checkbox"/>	<input type="checkbox"/>	<input type="checkbox"/>
AutoPhone	<input type="checkbox"/>	<input type="checkbox"/>	<input type="checkbox"/>
ConnectLine / Remote Control compatible	<input type="checkbox"/>	<input type="checkbox"/>	<input type="checkbox"/>
FM compatible	<input type="checkbox"/>	<input type="checkbox"/>	<input type="checkbox"/>
Optional programming interface, cable #3	Programming Adaptor Mini ² FlexConnect Mini ³	FlexConnect Mini	FlexConnect Mini

COLOUR SELECTION

RITE & BTE STYLES

C090
Chroma Beige

C093
Chestnut Brown

C091
Silver Grey

C092
Steel Grey

C063
Diamond Black

CUSTOM STYLES

C001
Beige

C002
Light Brown

C003
Medium Brown

C004
Dark Brown

POWER FLEX MOULDS

01
Beige

02
Light Brown

03
Medium Brown

04
Dark Brown

05
Black

06
Transparent

- Default
- Option

- 1) Real usage battery life is shown as an estimated interval based on measurements with variable amplification settings and variable input levels.
- 2) CIC V2 75 instruments
- 3) CIC 85 instruments

ITE STYLES

Wax protection	Sound output, non-wireless CIC ²	ProWax miniFit
	Sound output, wireless and non-wireless instruments ³	ProWax
	Microphone inlet, 10 battery instruments	T-Cap
	Microphone inlet, 312 and 13 battery instruments	O-Cap

Instruments with 312 battery may be produced with horizontal battery drawer depending on ear geometry.

Oticon optimises fitting level and venting by default according to hearing loss, requested instrument style and ear geometry.

miniRITE & RITE

Receiver unit	Must use miniFit receivers. Select between three receiver types with different output performance, labeled according to fitting capabilities: 60, 85 and 100.
	60, 85 lengths 0-5 100 lengths 1-5
Power Flex mould	Select between two Power Flex moulds, 100 and 105, with different output performance
Receiver wire	Separate wires connect Power Flex moulds to the instruments, available in lengths 1-5.
Receiver connector to instrument	Type C1 (marked on packaging).
ProWax miniFit	miniFit receivers 60, 85 and 100.
ProWax	Power flex mould Micro mould LiteTip

BTE STYLES

Sound hook	Interchangeable standard and child hook, both damped and undamped, for BTE PP. Interchangeable standard and child hook for BTE and BTE P. Interchangeable standard and child hook for miniBTE.
Damper	Damping plug available for BTE and miniBTE. Optional for BTE P.
Thin tubes	Corda miniFit (0.9 mm tube) for miniBTE and BTE. Corda miniFit Power (1.3 mm tube) for BTE P and BTE PP. Thin tubes are available in lengths -1-4. Style specific adapters must be used when connecting thin tubes.
ProWax	Micro mould LiteTip

RITE & BTE STYLES

Ear pieces	All miniFit receivers and Corda miniFit tubes must use miniFit ear pieces. LiteTip and micro mould (requires taking an impression).
miniFit domes	
Type	Sizes
Open dome	5, 6, 8, 10 mm
Power dome	6, 8, 10, 12 mm
Bass dome, single vent	6, 8, 10, 12 mm
Bass dome, double vent	6, 8, 10, 12 mm
Grip Tip, no vent	S & L
Grip Tip, large vent	S & L

Features	Oticon Geno 1	Oticon Geno 2
Free Focus	4 modes	3 modes
Automatics	Tri mode	Dual mode
Binaural Synchronisation (automatics)	●	-
Binaural Coordination (PB operations)	●	●
Back dir*	●	-
Single Compression	●	●
Bands	Singleband Directionality	Singleband Directionality
Fitting Bandwidth**	8 kHz	8 kHz
Frequency channels	15	15
Geno feedback shield	●	●
Noise Management	Modulation Based	Modulation Based
YouMatic	3 profiles, 7 steps	3 profiles, 3 steps
Adaption Management	Automatic & Manual	Automatic & Manual
Special Purpose programs (music, lecture etc.)	4	4
Fitting Bands	6	6
Fitting formulas	NAL-NL1+2, DSL v5.0	NAL-NL1+2, DSL v5.0
Memory	●	●
Learning	●	-
ConnectLine***	Connect [+]	●
ConnectLine App	●	●
DAI/FM	●	●
Power Bass	●	-
Music Widening	●	-

* Available with ConnectLine App
 ** Bandwidth accessible for gain adjustments during fitting
 *** ConnectLine is not available with CIC

Custom 75, CIC V2

Geno 1
Geno 2

OTICON | **Geno**

Custom 85, CIC

Geno 1
Geno 2

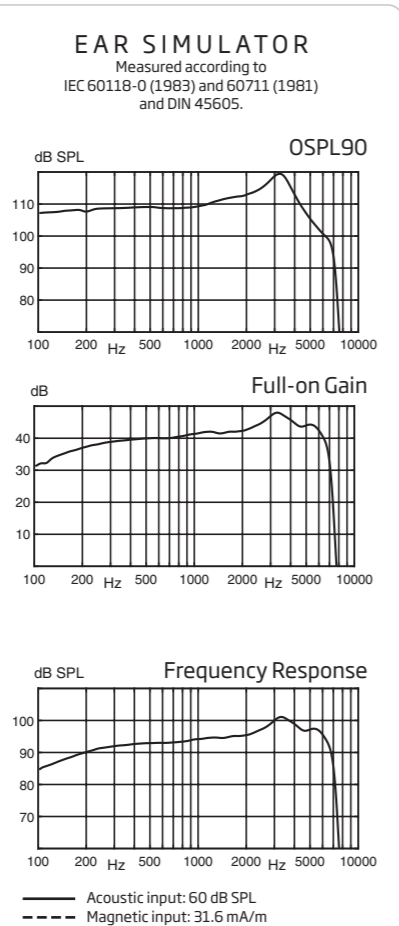
OTICON | **Geno**



Scale 1:1

Technical information

All measurements are made on instruments with ProWax and T-Cap protection. Omnidirectional mode is used unless otherwise stated.



75			
OSPL90	Peak	121 dB SPL	110 dB SPL
	1600 Hz	112 dB SPL	104 dB SPL
	Average	110 dB SPL	105 dB SPL
Full-on gain	Peak	48 dB	37 dB
	1600 Hz	42 dB	34 dB
	Average	41 dB	35 dB
Reference test gain		35 dB	28 dB
Frequency range		100-7170 Hz	100-7100 Hz
Telecoil output (1600 Hz)	1 mA/m field	-	-
	10 mA/m field	-	-
	SPLITS L/R	-	-
Total harmonic distortion	500 Hz	<2 %	<2 %
(Input 70 dB SPL)	800 Hz	<2 %	<2 %
	1600 Hz	<2 %	2.0 %
Equivalent input noise level (A)	Omni	23 dB SPL	20 dB SPL
	Dir	-	-
Battery consumption	Quiescent	0.7 mA	0.7 mA
	Typical	0.7 mA	0.7 mA

Battery life, calculated, hours*	135/140
Size: 10 (IEC PR70) / 312 (IEC PR41)	
IRIL (IEC 60118-13-2011)	800/1400/2000 MHz: 28/44/37 dB SPL
IRIL (IEC 60118-13-2011) for CIC	800/1400/2000 MHz: 17/33/26 dB SPL

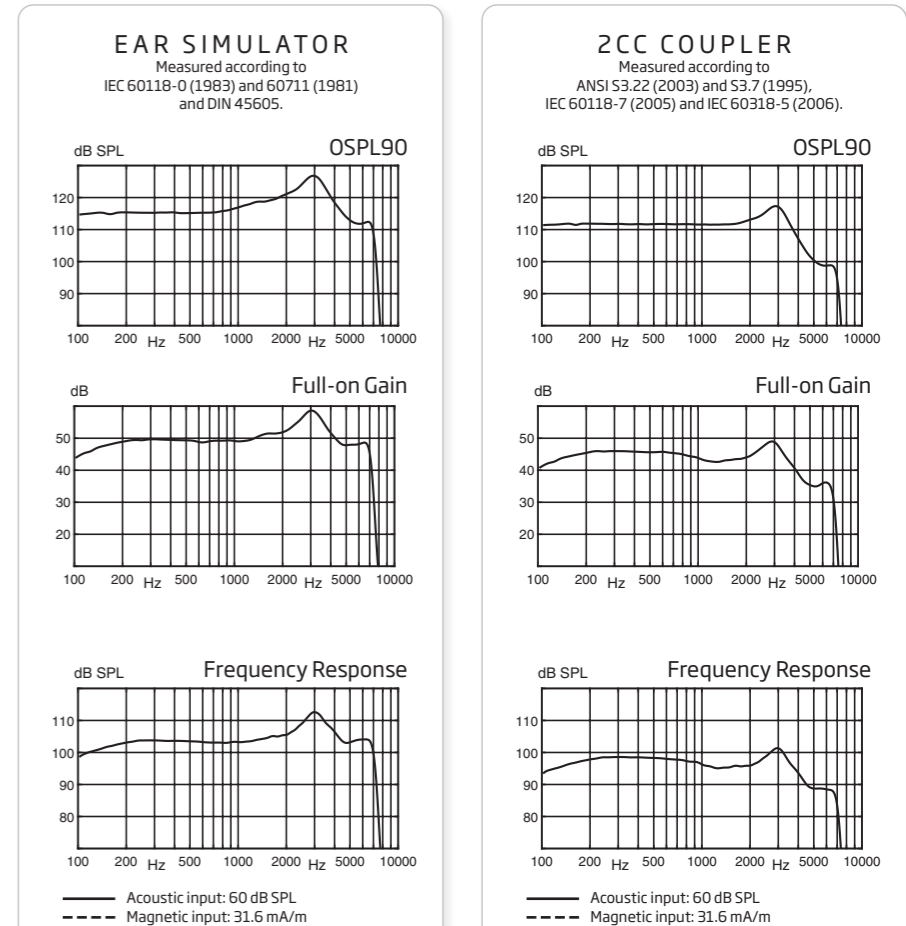
* Based on the standardised battery consumption measurement (IEC 60118-0). The actual battery life depends on battery quality, use pattern, active feature set, hearing loss and sound environment. Note: For custom instruments, the maximum gain is customised for optimal size and performance.



Scale 1:1

Technical information

All measurements are made on instruments with ProWax and T-Cap protection. Omnidirectional mode is used unless otherwise stated.



85			
OSPL90	Peak	127 dB SPL	117 dB SPL
	1600 Hz	119 dB SPL	112 dB SPL
	Average	118 dB SPL	113 dB SPL
Full-on gain	Peak	59 dB	49 dB
	1600 Hz	52 dB	43 dB
	Average	50 dB	45 dB
Reference test gain		45 dB	36 dB
Frequency range		100-7320 Hz	100-7200 Hz
Telecoil output (1600 Hz)	1 mA/m field	-	-
	10 mA/m field	-	-
	SPLITS L / R	-	-
Total harmonic distortion	500 Hz	<2 %	<2 %
(Input 70 dB SPL)	800 Hz	<2 %	<2 %
	1600 Hz	<2 %	<2 %
Equivalent input noise level (A)	Omni	23 dB SPL	21 dB SPL
	Dir	-	-
Battery consumption	Quiescent	0.7 mA	0.8 mA
	Typical	0.7 mA	0.8 mA

Battery life, calculated, hours*	125/140/260
Size: 10 (IEC PR70) / 312 (IEC PR41) / 13 (IEC PR48)	
IRIL (IEC 60118-13-2011)	800/1400/2000 MHz: 21/39/ <14 dB SPL
IRIL (IEC 60118-13-2011) for CIC	800/1400/2000 MHz: <20/26/29 dB SPL

* Based on the standardised battery consumption measurement (IEC 60118-0). The actual battery life depends on battery quality, use pattern, active feature set, hearing loss and sound environment. Note: For custom instruments, the maximum gain is customised for optimal size and performance.

Custom 75, ITC

Geno 1
Geno 2

OTICON | **Geno**

Custom 85, ITC and ITE - Half Shell/Full Shell

Geno 1
Geno 2

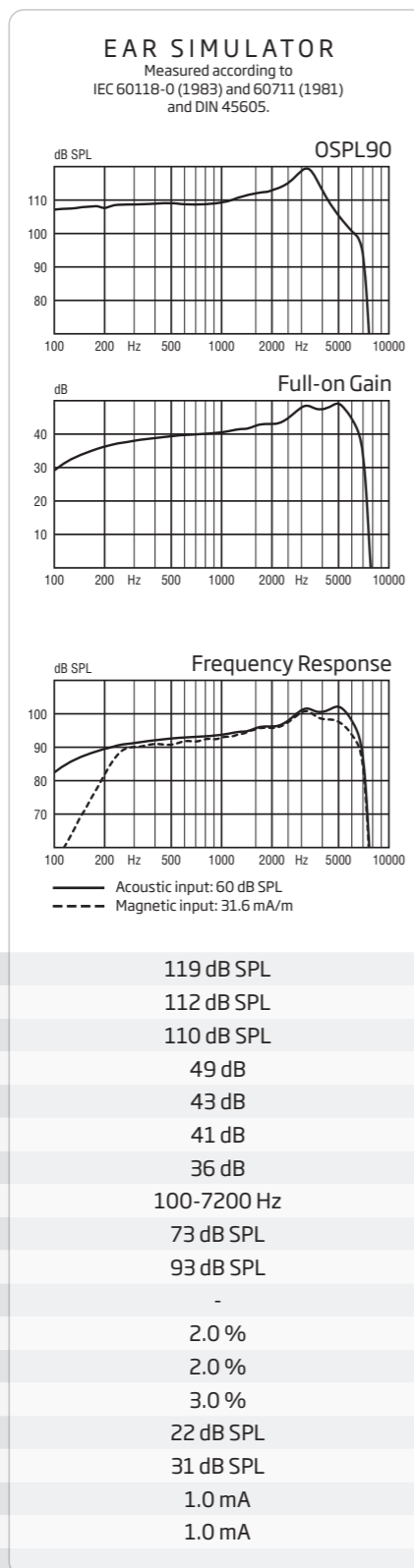
OTICON | **Geno**



Scale 1:1

Technical information

All measurements are made on instruments with ProWax and T-Cap or O-Cap protection. Omnidirectional mode is used unless otherwise stated.



75

OSPL90	Peak	119 dB SPL	109 dB SPL
	1600 Hz	112 dB SPL	104 dB SPL
	Average	110 dB SPL	105 dB SPL
Full-on gain	Peak	49 dB	38 dB
	1600 Hz	43 dB	35 dB
	Average	41 dB	35 dB
Reference test gain		36 dB	27 dB
Frequency range		100-7200 Hz	100-7100 Hz
Telecoil output (1600 Hz)	1 mA/m field	73 dB SPL	-
	10 mA/m field	93 dB SPL	-
	SPLITS L/R	-	82/82 dB SPL
Total harmonic distortion	500 Hz	2.0 %	<2 %
(Input 70 dB SPL)	800 Hz	2.0 %	<2 %
	1600 Hz	3.0 %	2.0 %
Equivalent input noise level (A)	Omni	22 dB SPL	20 dB SPL
	Dir	31 dB SPL	29 dB SPL
Battery consumption	Quiescent	1.0 mA	1.0 mA
	Typical	1.0 mA	1.0 mA

Battery life, calculated, hours*

135/140

Size: 10 (IEC PR70) / 312 (IEC PR41)

IRIL (IEC 60118-13-2011)

800/1400/2000 MHz: 28/44/37 dB SPL

IRIL (IEC 60118-13-2011) for CIC

800/1400/2000 MHz: 17/33/26 dB SPL

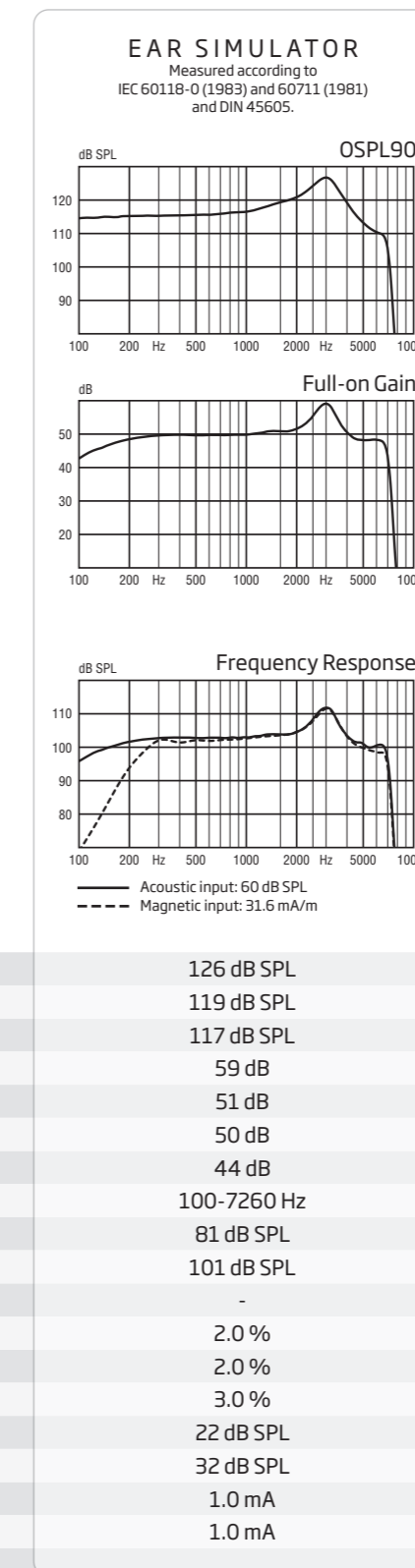
* Based on the standardised battery consumption measurement (IEC 60118-0). The actual battery life depends on battery quality, use pattern, active feature set, hearing loss and sound environment. Note: For custom instruments, the maximum gain is customised for optimal size and performance.



Scale 1:1

Technical information

All measurements are made on instruments with ProWax and T-Cap or O-Cap protection. Omnidirectional mode is used unless otherwise stated.



85

OSPL90	Peak	126 dB SPL	117 dB SPL
	1600 Hz	119 dB SPL	111 dB SPL
	Average	117 dB SPL	113 dB SPL
Full-on gain	Peak	59 dB	50 dB
	1600 Hz	51 dB	43 dB
	Average	50 dB	45 dB
Reference test gain		44 dB	37 dB
Frequency range		100-7260 Hz	100-7050 Hz
Telecoil output (1600 Hz)	1 mA/m field	81 dB SPL	-
	10 mA/m field	101 dB SPL	-
	SPLITS L / R	-	90/90 dB SPL
Total harmonic distortion	500 Hz	2.0 %	<2 %
(Input 70 dB SPL)	800 Hz	2.0 %	<2 %
	1600 Hz	3.0 %	2.0 %
Equivalent input noise level (A)	Omni	22 dB SPL	19 dB SPL
	Dir	32 dB SPL	29 dB SPL
Battery consumption	Quiescent	1.0 mA	1.0 mA
	Typical	1.0 mA	1.0 mA

Battery life, calculated, hours*

125/140/260

Size: 10 (IEC PR70) / 312 (IEC PR41) / 13 (IEC PR48)

IRIL (IEC 60118-13-2011)

800/1400/2000 MHz: 21/39/<14 dB SPL

IRIL (IEC 60118-13-2011) for CIC

800/1400/2000 MHz: <20/26/29 dB SPL

* Based on the standardised battery consumption measurement (IEC 60118-0). The actual battery life depends on battery quality, use pattern, active feature set, hearing loss and sound environment. Note: For custom instruments, the maximum gain is customised for optimal size and performance.

Custom 90

Geno 1
Geno 2

OTICON | **Geno**

Custom 100

Geno 1
Geno 2

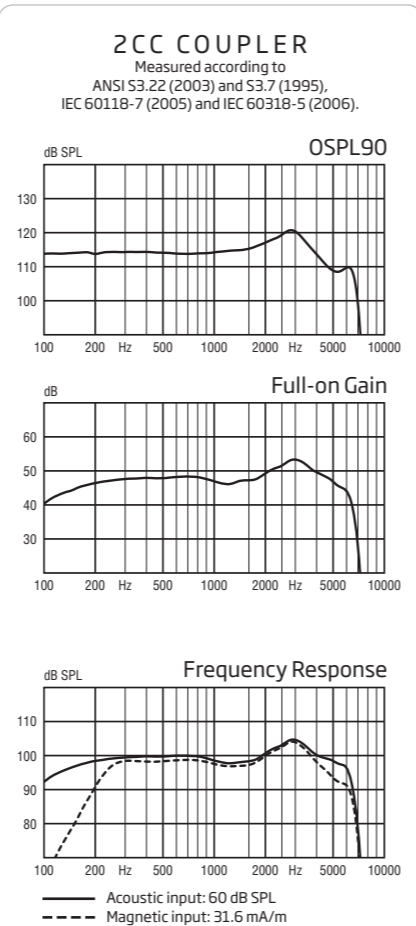
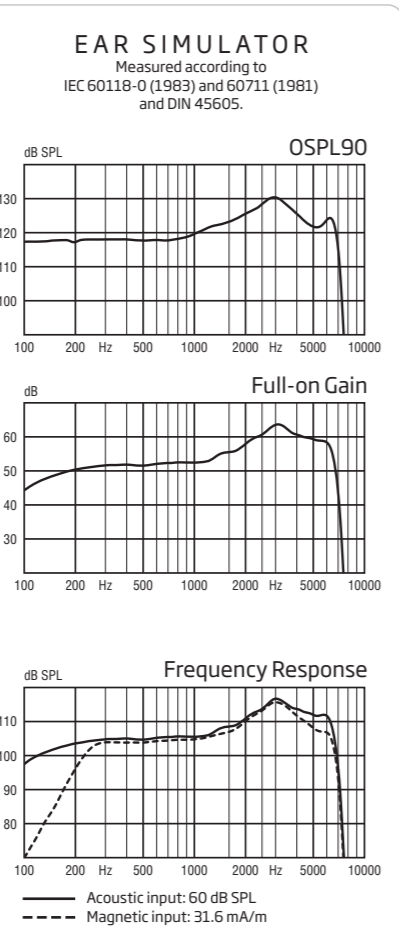
OTICON | **Geno**



Scale 1:1

Technical information

All measurements are made on instruments with ProWax and O-Cap protection. Omnidirectional mode is used unless otherwise stated.



90

OSPL90	Peak	130 dB SPL	121 dB SPL
	1600 Hz	123 dB SPL	115 dB SPL
	Average	121 dB SPL	116 dB SPL
Full-on gain	Peak	64 dB	54 dB
	1600 Hz	56 dB	47 dB
	Average	54 dB	49 dB
Reference test gain		48 dB	40 dB
Frequency range		100-7180 Hz	100-6980 Hz
Telecoil output (1600 Hz)	1 mA/m field	85 dB SPL	-
	10 mA/m field	105 dB SPL	-
	SPLITS L/R	-	93/93 dB SPL
Total harmonic distortion	500 Hz	<2 %	<2 %
(Input 70 dB SPL)	800 Hz	<2 %	<2 %
	1600 Hz	3.0 %	2.0 %
Equivalent input noise level (A)	Omni	23 dB SPL	19 dB SPL
	Dir	34 dB SPL	29 dB SPL
Battery consumption	Quiescent	1.0 mA	1.0 mA
	Typical	1.0 mA	1.0 mA

Battery life, calculated, hours*

140/260

Size: 312 (IEC PR41) / 13 (IEC PR48)

IRIL (IEC 60118-13-2011)

800/1400/2000 MHz: 26/55/41 dB SPL

* Based on the standardised battery consumption measurement (IEC 60118-0). The actual battery life depends on battery quality, use pattern, active feature set, hearing loss and sound environment
Note: For custom instruments, the maximum gain is customised for optimal size and performance.



Scale 1:1

Technical information

All measurements are made on instruments with ProWax and O-Cap protection. Omnidirectional mode is used unless otherwise stated.

Warning to the instrument dispenser

The maximum output capability of the hearing instrument may exceed 132 dB SPL (IEC 711). Special care should be exercised in selecting and fitting the instrument as there may be risk of impairing the remaining hearing of the hearing instrument user.

100

OSPL90	Peak	135 dB SPL	127 dB SPL
	1600 Hz	135 dB SPL	127 dB SPL
	Average	130 dB SPL	123 dB SPL
Full-on gain	Peak	71 dB	62 dB
	1600 Hz	67 dB	59 dB
	Average	65 dB	58 dB
Reference test gain		60 dB	48 dB
Frequency range		100-7029 Hz	100-6896 Hz
Telecoil output (1600 Hz)	1 mA/m field	95 dB SPL	-
	10 mA/m field	115 dB SPL	-
	SPLITS L / R	-	105/105 dB SPL
Total harmonic distortion	500 Hz	<2 %	<2 %
(Input 70 dB SPL)	800 Hz	<2 %	<2 %
	1600 Hz	2.0 %	<2 %
Equivalent input noise level (A)	Omni	17 dB SPL	15 dB SPL
	Dir	27 dB SPL	26 dB SPL
Battery consumption	Quiescent	0.9 mA	0.9 mA
	Typical	0.9 mA	0.9 mA

Battery life, calculated, hours*

155/290

Size: 312 (IEC PR41) / 13 (IEC PR48)

IRIL (IEC 60118-13-2011)

800/1400/2000 MHz: 15/45/28 dB SPL

* Based on the standardised battery consumption measurement (IEC 60118-0). The actual battery life depends on battery quality, use pattern, active feature set, hearing loss and sound environment
Note: For custom instruments, the maximum gain is customised for optimal size and performance.

miniRITE 60

Geno 1
Geno 2

OTICON | **Geno**

miniRITE 85

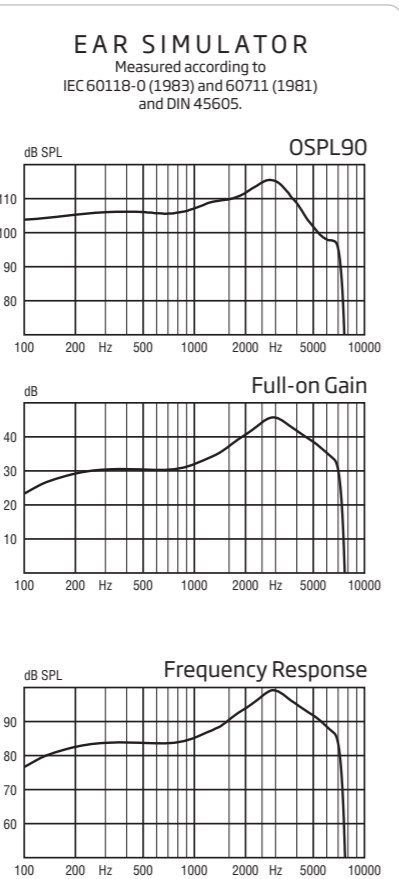
Geno 1
Geno 2

OTICON | **Geno**



Scale 1:1

Technical information
Omnidirectional mode is used unless otherwise stated.



OSPL90	Peak	115 dB SPL	105 dB SPL
	1600 Hz	110 dB SPL	101 dB SPL
	Average	108 dB SPL	103 dB SPL
Full-on gain	Peak	46 dB	35 dB
	1600 Hz	37 dB	29 dB
	Average	34 dB	30 dB
Reference test gain		30 dB	26 dB
Frequency range		100-7200 Hz	100-7000 Hz
Telecoil output (1600 Hz)	1 mA/m field	-	-
	10 mA/m field	-	-
	SPLITS L/R	-	-
Total harmonic distortion (Input 70 dB SPL)	500 Hz	<2 %	<2 %
	800 Hz	<2 %	<2 %
	1600 Hz	<2 %	<2 %
Equivalent input noise level (A)	Omni	21 dB SPL	16 dB SPL
	Dir	29 dB SPL	24 dB SPL
Battery consumption	Quiescent	1.0 mA	1.0 mA
	Typical	1.1 mA	1.3 mA

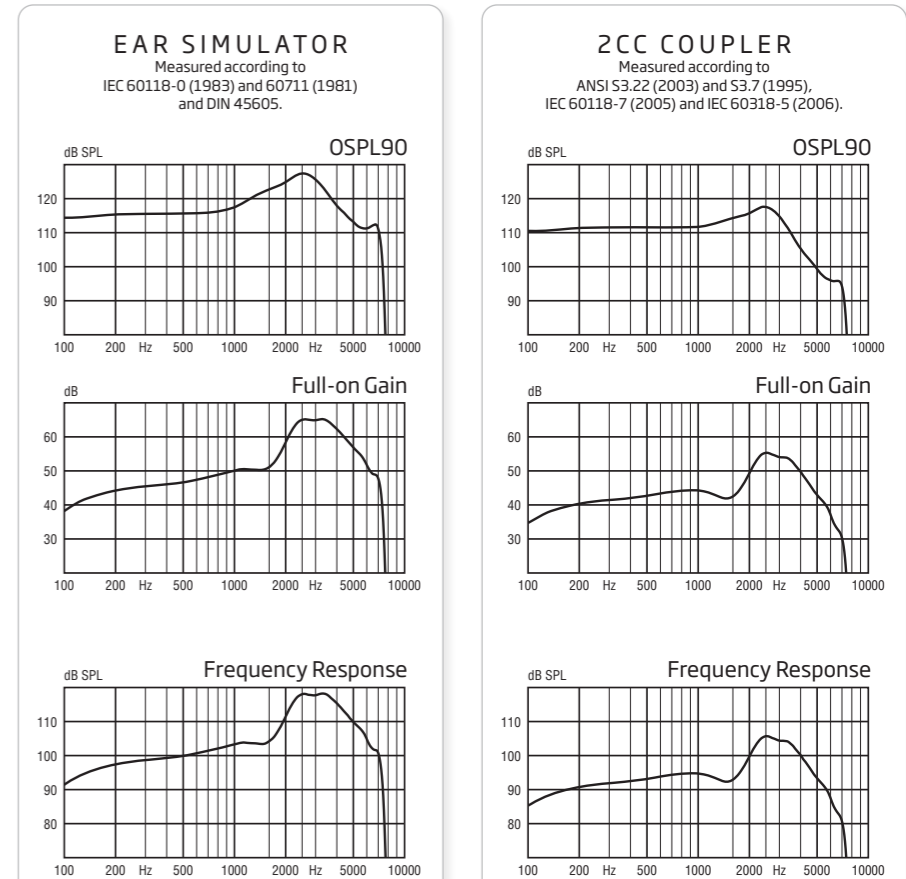
Battery life, calculated, hours* 130
 Size 312 (IEC PR41)
 IRIL (IEC 60118-13-2011) 800/1400/2000 MHz: 43/26/<18 dB SPL

* Based on the standardised battery consumption measurement (IEC 60118-0.) The actual battery life depends on battery quality, use pattern, active feature set, hearing loss and sound environment



Scale 1:1

Technical information
Omnidirectional mode is used unless otherwise stated.



OSPL90	Peak	127 dB SPL	118 dB SPL
	1600 Hz	123 dB SPL	114 dB SPL
	Average	119 dB SPL	114 dB SPL
Full-on gain	Peak	65 dB	55 dB
	1600 Hz	51 dB	43 dB
	Average	52 dB	47 dB
Reference test gain		44 dB	38 dB
Frequency range		100-7500 Hz	100-7200 Hz
Telecoil output (1600 Hz)	1 mA/m field	-	-
	10 mA/m field	-	-
	SPLITS L/R	-	-
Total harmonic distortion (Input 70 dB SPL)	500 Hz	<2 %	<2 %
	800 Hz	2.4 %	<2 %
	1600 Hz	<2 %	<2 %
Equivalent input noise level (A)	Omni	25 dB SPL	18 dB SPL
	Dir	33 dB SPL	25 dB SPL
Battery consumption	Quiescent	1.0 mA	1.0 mA
	Typical	1.1 mA	1.2 mA

Battery life, calculated, hours* 130
 Size 312 (IEC PR41)
 IRIL (IEC 60118-13-2011) 800/1400/2000 MHz: 45/30/25 dB SPL

* Based on the standardised battery consumption measurement (IEC 60118-0.) The actual battery life depends on battery quality, use pattern, active feature set, hearing loss and sound environment

miniRITE 100

Geno 1
Geno 2

OTICON | **Geno**

miniRITE 105

Geno 1
Geno 2

OTICON | **Geno**



Scale 1:1

Technical information
Omnidirectional mode is used unless otherwise stated.

Warning to the instrument dispenser
The maximum output capability of the hearing instrument may exceed 132 dB SPL (IEC 711). Special care should be exercised in selecting and fitting the instrument as there may be risk of impairing the remaining hearing of the hearing instrument user.

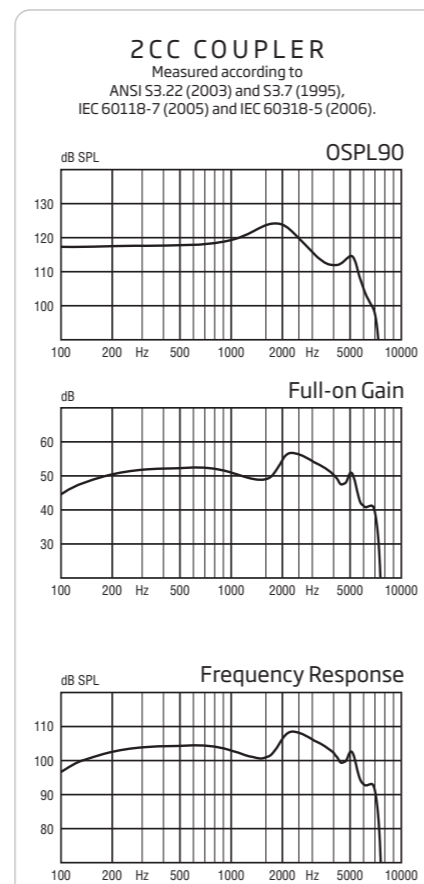
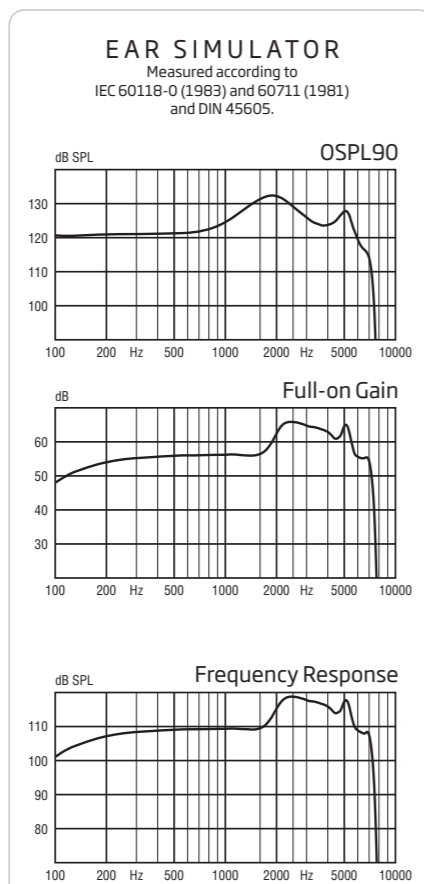
100

OSPL90	Peak	132 dB SPL	124 dB SPL
	1600 Hz	131 dB SPL	124 dB SPL
	Average	126 dB SPL	121 dB SPL
Full-on gain	Peak	66 dB	57 dB
	1600 Hz	56 dB	49 dB
	Average	58 dB	52 dB
Reference test gain		50 dB	44 dB
Frequency range		100-7500 Hz	100-7200 Hz
Telecoil output (1600 Hz)	1 mA/m field	-	-
	10 mA/m field	-	-
	SPLITS L/R	-	-
Total harmonic distortion (Input 70 dB SPL)	500 Hz	2.5 %	<2 %
	800 Hz	<2 %	<2 %
	1600 Hz	<2 %	<2 %
Equivalent input noise level (A)	Omni	22 dB SPL	16 dB SPL
	Dir	30 dB SPL	25 dB SPL
Battery consumption	Quiescent	1.0 mA	1.0 mA
	Typical	1.1 mA	1.3 mA

Battery life, calculated, hours*
Size 312 (IEC PR41)

IRIL (IEC 60118-13-2011) 800/1400/2000 MHz: 46/28/23 dB SPL

* Based on the standardised battery consumption measurement (IEC 60118-0). The actual battery life depends on battery quality, use pattern, active feature set, hearing loss and sound environment



130



Scale 1:1

Technical information
Omnidirectional mode is used unless otherwise stated.

Warning to the instrument dispenser
The maximum output capability of the hearing instrument may exceed 132 dB SPL (IEC 711). Special care should be exercised in selecting and fitting the instrument as there may be risk of impairing the remaining hearing of the hearing instrument user.

105

OSPL90	Peak	135 dB SPL	125 dB SPL
	1600 Hz	133 dB SPL	123 dB SPL
	Average	130 dB SPL	121 dB SPL
Full-on gain	Peak	72 dB	61 dB
	1600 Hz	65 dB	55 dB
	Average	64 dB	55 dB
Reference test gain		57 dB	44 dB
Frequency range		100-7100 Hz	100-6900 Hz
Telecoil output (1600 Hz)	1 mA/m field	-	-
	10 mA/m field	-	-
	SPLITS L/R	-	-
Total harmonic distortion (Input 70 dB SPL)	500 Hz	2.5 %	<2 %
	800 Hz	2.0 %	<2 %
	1600 Hz	2.0 %	<2 %
Equivalent input noise level (A)	Omni	18 dB SPL	16 dB SPL
	Dir	29 dB SPL	28 dB SPL
Battery consumption	Quiescent	1.0 mA	1.0 mA
	Typical	1.1 mA	1.3 mA

Battery life, calculated, hours*
Size 312 (IEC PR41)

IRIL (IEC 60118-13-2011) 800/1400/2000 MHz: 39/28/24 dB SPL

* Based on the standardised battery consumption measurement (IEC 60118-0). The actual battery life depends on battery quality, use pattern, active feature set, hearing loss and sound environment

RITE 60

Geno 1
Geno 2

OTICON | **Geno**

RITE 85

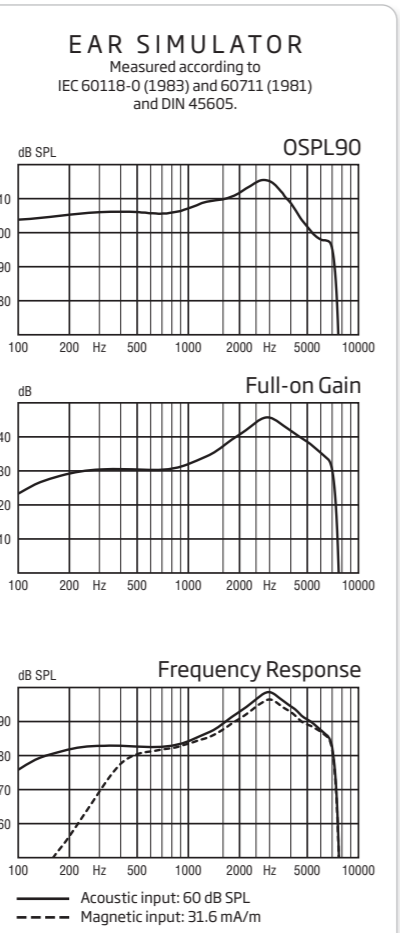
Geno 1
Geno 2

OTICON | **Geno**



Scale 1:1

Technical information
Omnidirectional mode is used unless otherwise stated.



60	OSPL90	Peak	115 dB SPL	105 dB SPL
		1600 Hz	110 dB SPL	101 dB SPL
		Average	108 dB SPL	103 dB SPL
	Full-on gain	Peak	46 dB	35 dB
		1600 Hz	37 dB	29 dB
		Average	34 dB	30 dB
	Reference test gain		30 dB	26 dB
	Frequency range		100-7200 Hz	100-7000 Hz
	Telecoil output (1600 Hz)	1 mA/m field	65 dB SPL	-
		10 mA/m field	85 dB SPL	-
		SPLITS L/R	-	82/82 dB SPL
	Total harmonic distortion	500 Hz	<2 %	<2 %
	(Input 70 dB SPL)	800 Hz	<2 %	<2 %
		1600 Hz	<2 %	<2 %
	Equivalent input noise level (A)	Omni	21 dB SPL	16 dB SPL
		Dir	29 dB SPL	24 dB SPL
	Battery consumption	Quiescent	1.0 mA	1.0 mA
		Typical	1.1 mA	1.3 mA

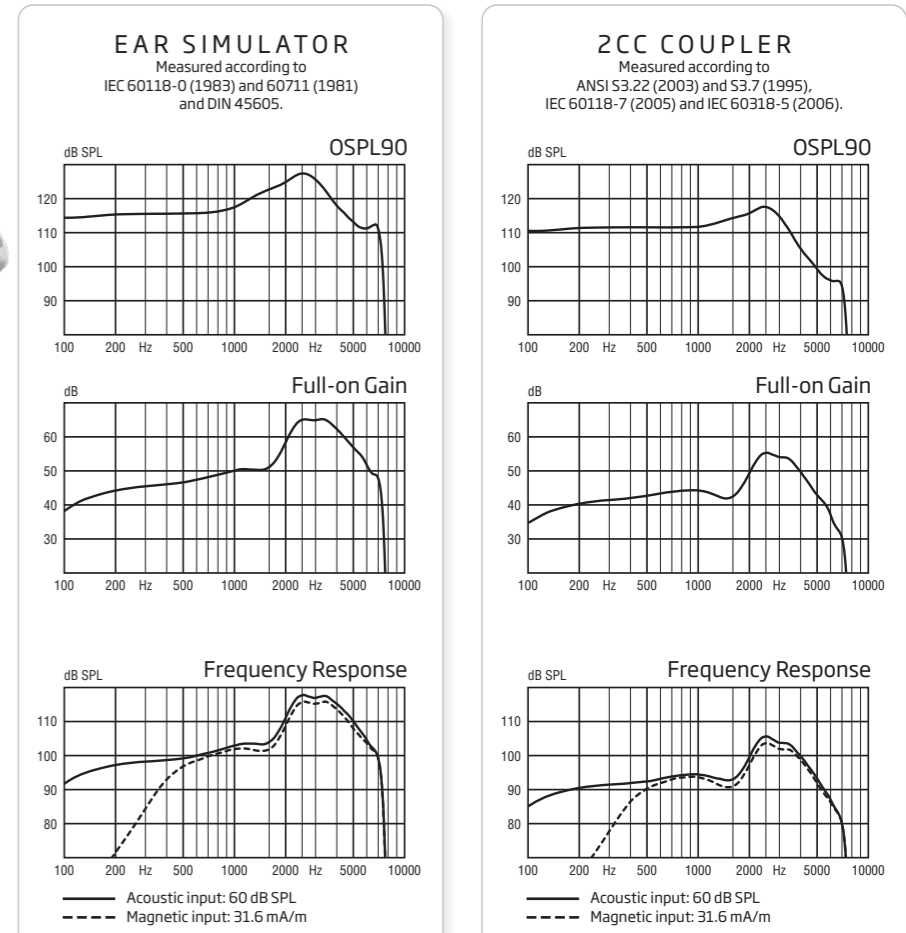
Battery life, calculated, hours* 130
 Size 312 (IEC PR41)
 IRIL (IEC 60118-13-2011) 800/1400/2000 MHz: 27/46/51 dB SPL

* Based on the standardised battery consumption measurement (IEC 60118-0). The actual battery life depends on battery quality, use pattern, active feature set, hearing loss and sound environment



Scale 1:1

Technical information
Omnidirectional mode is used unless otherwise stated.



85	OSPL90	Peak	127 dB SPL	118 dB SPL
		1600 Hz	123 dB SPL	114 dB SPL
		Average	119 dB SPL	114 dB SPL
	Full-on gain	Peak	65 dB	55 dB
		1600 Hz	51 dB	43 dB
		Average	52 dB	47 dB
	Reference test gain		44 dB	38 dB
	Frequency range		100-7500 Hz	100-7200 Hz
	Telecoil output (1600 Hz)	1 mA/m field	79 dB SPL	-
		10 mA/m field	99 dB SPL	-
		SPLITS L/R	-	95/95 dB SPL
	Total harmonic distortion	500 Hz	<2 %	<2 %
	(Input 70 dB SPL)	800 Hz	2.4 %	<2 %
		1600 Hz	<2 %	<2 %
	Equivalent input noise level (A)	Omni	25 dB SPL	18 dB SPL
		Dir	33 dB SPL	25 dB SPL
	Battery consumption	Quiescent	1.0 mA	1.0 mA
		Typical	1.1 mA	1.2 mA

Battery life, calculated, hours* 130
 Size 312 (IEC PR41)
 IRIL (IEC 60118-13-2011) 800/1400/2000 MHz: 19/41/36 dB SPL

* Based on the standardised battery consumption measurement (IEC 60118-0). The actual battery life depends on battery quality, use pattern, active feature set, hearing loss and sound environment

RITE 100

Geno 1
Geno 2

OTICON | **Geno**

RITE 105

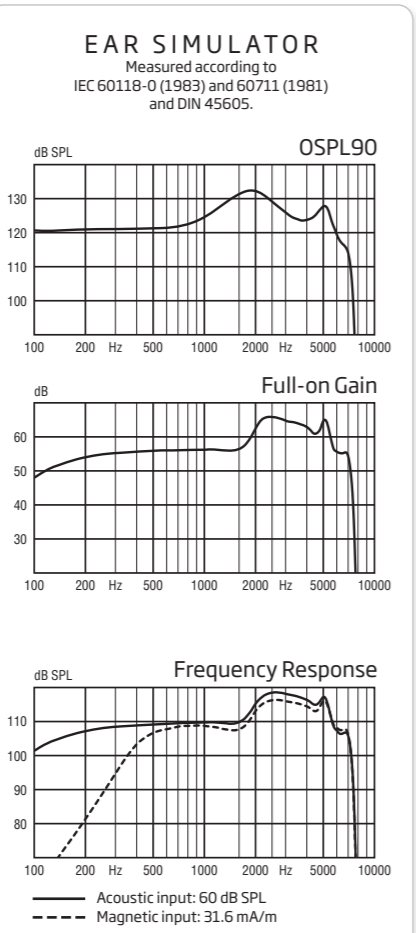
Geno 1
Geno 2

OTICON | **Geno**



Technical information
Omnidirectional mode is used unless otherwise stated.

Warning to the instrument dispenser
The maximum output capability of the hearing instrument may exceed 132 dB SPL (IEC 711). Special care should be exercised in selecting and fitting the instrument as there may be risk of impairing the remaining hearing of the hearing instrument user.



100			
OSPL90	Peak	132 dB SPL	124 dB SPL
	1600 Hz	131 dB SPL	124 dB SPL
	Average	126 dB SPL	121 dB SPL
Full-on gain	Peak	66 dB	57 dB
	1600 Hz	56 dB	49 dB
	Average	58 dB	52 dB
Reference test gain		50 dB	44 dB
Frequency range		100-7500 Hz	100-7200 Hz
Telecoil output (1600 Hz)	1 mA/m field	85 dB SPL	-
	10 mA/m field	105 dB SPL	-
	SPLITS L/R	-	101/101 dB SPL
Total harmonic distortion (Input 70 dB SPL)	500 Hz	2.5 %	<2 %
	800 Hz	<2 %	<2 %
	1600 Hz	<2 %	<2 %
Equivalent input noise level (A)	Omni	22 dB SPL	16 dB SPL
	Dir	30 dB SPL	25 dB SPL
Battery consumption	Quiescent	1.0 mA	1.0 mA
	Typical	1.1 mA	1.3 mA

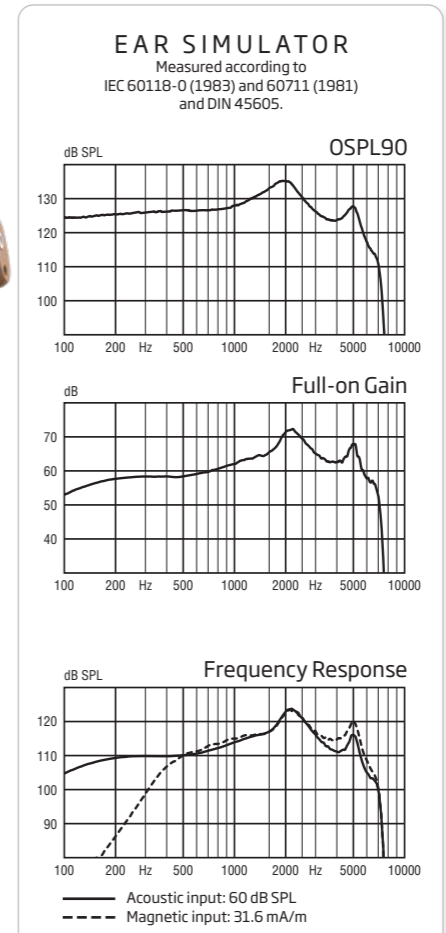
Battery life, calculated, hours* 130
Size 312 (IEC PR41)
IRIL (IEC 60118-13-2011) 800/1400/2000 MHz: <17/49/39 dB SPL

* Based on the standardised battery consumption measurement (IEC 60118-0). The actual battery life depends on battery quality, use pattern, active feature set, hearing loss and sound environment



Technical information
Omnidirectional mode is used unless otherwise stated.

Warning to the instrument dispenser
The maximum output capability of the hearing instrument may exceed 132 dB SPL (IEC 711). Special care should be exercised in selecting and fitting the instrument as there may be risk of impairing the remaining hearing of the hearing instrument user.



105			
OSPL90	Peak	135 dB SPL	125 dB SPL
	1600 Hz	133 dB SPL	124 dB SPL
	Average	130 dB SPL	121 dB SPL
Full-on gain	Peak	72 dB	61 dB
	1600 Hz	65 dB	56 dB
	Average	64 dB	56 dB
Reference test gain		58 dB	44 dB
Frequency range		100-7100 Hz	100-6900 Hz
Telecoil output (1600 Hz)	1 mA/m field	94 dB SPL	-
	10 mA/m field	114 dB SPL	-
	SPLITS L/R	-	109/109 dB SPL
Total harmonic distortion (Input 70 dB SPL)	500 Hz	2.5 %	<2 %
	800 Hz	2.0 %	<2 %
	1600 Hz	2.0 %	<2 %
Equivalent input noise level (A)	Omni	18 dB SPL	16 dB SPL
	Dir	29 dB SPL	28 dB SPL
Battery consumption	Quiescent	1.0 mA	1.0 mA
	Typical	1.1 mA	1.3 mA

Battery life, calculated, hours* 130
Size 312 (IEC PR41)
IRIL (IEC 60118-13-2011) 800/1400/2000 MHz: 33/51/51 dB SPL

* Based on the standardised battery consumption measurement (IEC 60118-0). The actual battery life depends on battery quality, use pattern, active feature set, hearing loss and sound environment

miniBTE 85

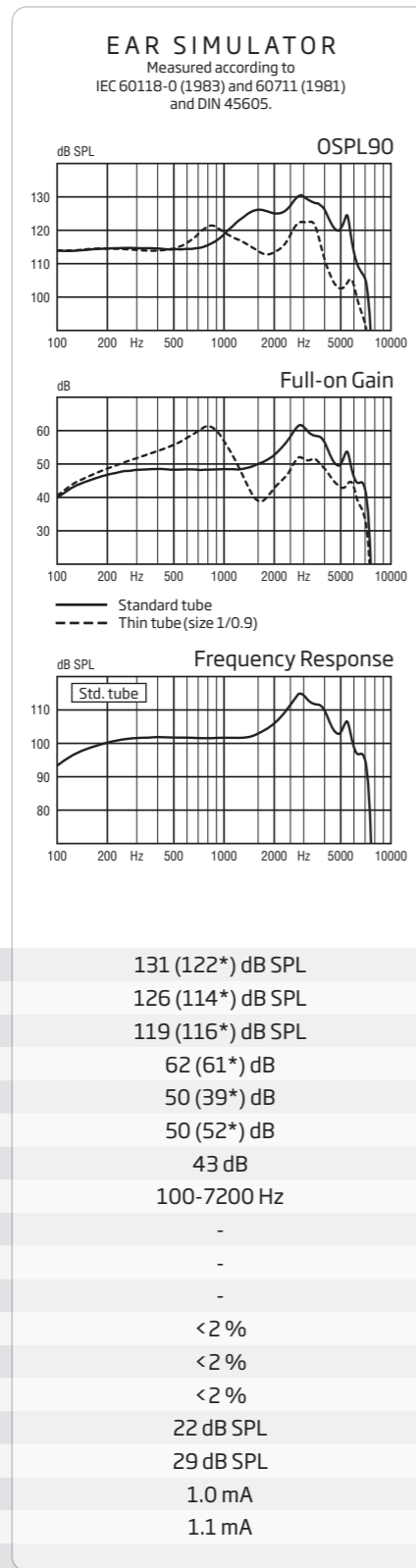
Geno 1
Geno 2

OTICON | **Geno**



Scale 1:1

Technical information
Omnidirectional mode is used unless otherwise stated.



OSPL90	Peak	131 (122*) dB SPL	121 (117*) dB SPL
	1600 Hz	126 (114*) dB SPL	120 (105*) dB SPL
	Average	119 (116*) dB SPL	118 (109*) dB SPL
Full-on gain	Peak	62 (61*) dB	53 (57*) dB
	1600 Hz	50 (39*) dB	44 (30*) dB
	Average	50 (52*) dB	46 (40*) dB
Reference test gain		43 dB	41 dB
Frequency range		100-7200 Hz	100-6200 Hz
Telecoil output (1600 Hz)	1 mA/m field	-	-
	10 mA/m field	-	-
	SPLITS L/R	-	-
Total harmonic distortion (Input 70 dB SPL)	500 Hz	< 2 %	< 2 %
	800 Hz	< 2 %	< 2 %
	1600 Hz	< 2 %	< 2 %
Equivalent input noise level (A)	Omni	22 dB SPL	17 dB SPL
	Dir	29 dB SPL	25 dB SPL
Battery consumption	Quiescent	1.0 mA	1.0 mA
	Typical	1.1 mA	1.2 mA

Battery life, calculated, hours** 130
Size 312 (IEC PR41)
IRIL (IEC 60118-13-2011) 800/1400/2000 MHz: <18/24/36 dB SPL

* For instruments fitted with Corda miniFit
** Based on the standardised battery consumption measurement (IEC 60118-0.) The actual battery life depends on battery quality, use pattern, active feature set, hearing loss and sound environment

BTE 85

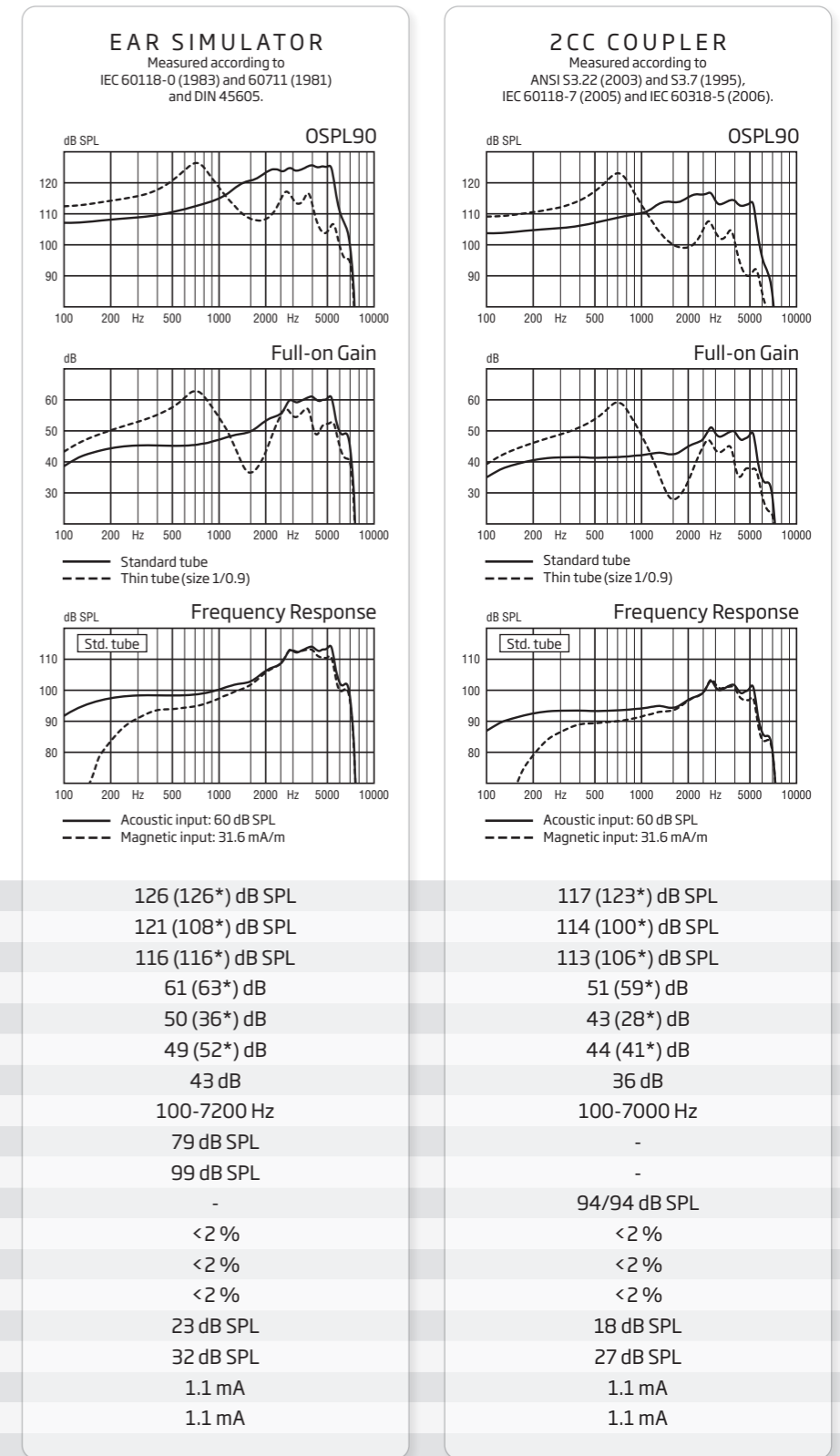
Geno 1
Geno 2

OTICON | **Geno**



Scale 1:1

Technical information
Omnidirectional mode is used unless otherwise stated.



OSPL90	Peak	126 (126*) dB SPL	117 (123*) dB SPL
	1600 Hz	121 (108*) dB SPL	114 (100*) dB SPL
	Average	116 (116*) dB SPL	113 (106*) dB SPL
Full-on gain	Peak	61 (63*) dB	51 (59*) dB
	1600 Hz	50 (36*) dB	43 (28*) dB
	Average	49 (52*) dB	44 (41*) dB
Reference test gain		43 dB	36 dB
Frequency range		100-7200 Hz	100-7000 Hz
Telecoil output (1600 Hz)	1 mA/m field	79 dB SPL	-
	10 mA/m field	99 dB SPL	-
	SPLITS L/R	-	94/94 dB SPL
Total harmonic distortion (Input 70 dB SPL)	500 Hz	< 2 %	< 2 %
	800 Hz	< 2 %	< 2 %
	1600 Hz	< 2 %	< 2 %
Equivalent input noise level (A)	Omni	23 dB SPL	18 dB SPL
	Dir	32 dB SPL	27 dB SPL
Battery consumption	Quiescent	1.1 mA	1.1 mA
	Typical	1.1 mA	1.1 mA

Battery life, calculated, hours** 240
Size 13 (IEC PR48)
IRIL (IEC 60118-13-2011) 800/1400/2000 MHz: 24/48/45 dB SPL

* For instruments fitted with Corda miniFit
** Based on the standardised battery consumption measurement (IEC 60118-0.) The actual battery life depends on battery quality, use pattern, active feature set, hearing loss and sound environment

BTE P 100

Geno 1
Geno 2

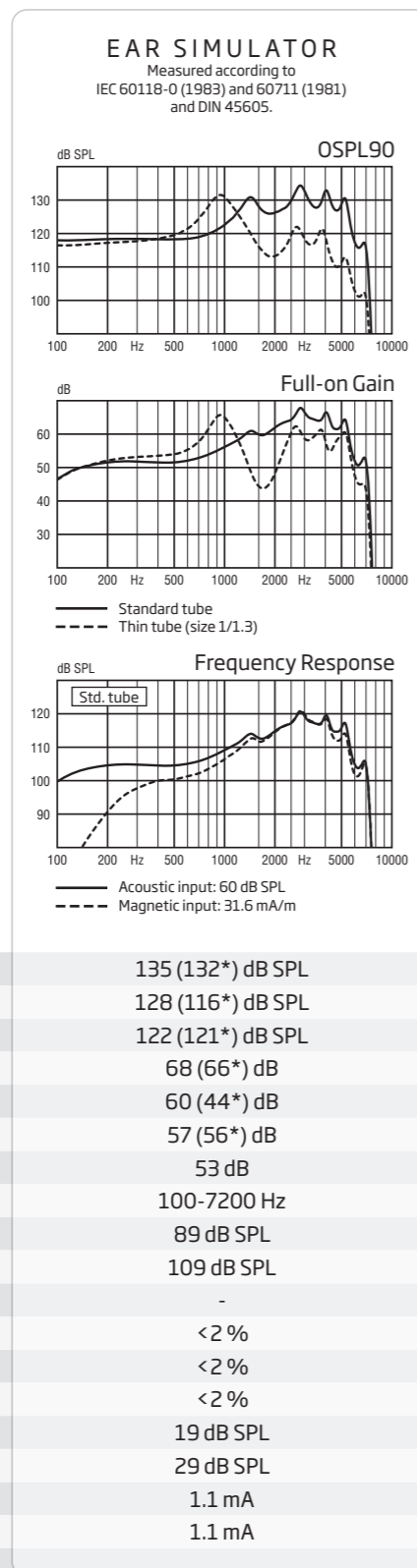
OTICON | **Geno**



Scale 1:1

Technical information
Omnidirectional mode is used unless otherwise stated.

Warning to the instrument dispenser
The maximum output capability of the hearing instrument may exceed 132 dB SPL (IEC 711). Special care should be exercised in selecting and fitting the instrument as there may be risk of impairing the remaining hearing of the hearing instrument user.



100		240	
OSPL90	Peak	135 (132*) dB SPL	126 (128*) dB SPL
	1600 Hz	128 (116*) dB SPL	120 (108*) dB SPL
	Average	122 (121*) dB SPL	120 (115*) dB SPL
Full-on gain	Peak	68 (66*) dB	60 (62*) dB
	1600 Hz	60 (44*) dB	52 (36*) dB
	Average	57 (56*) dB	53 (49*) dB
Reference test gain		53 dB	43 dB
Frequency range		100-7200 Hz	100-6000 Hz
Telecoil output (1600 Hz)	1 mA/m field	89 dB SPL	-
	10 mA/m field	109 dB SPL	-
	SPLITS L/R	-	100/100 dB SPL
Total harmonic distortion	500 Hz	< 2 %	< 2 %
(Input 70 dB SPL)	800 Hz	< 2 %	< 2 %
	1600 Hz	< 2 %	< 2 %
Equivalent input noise level (A)	Omni	19 dB SPL	16 dB SPL
	Dir	29 dB SPL	26 dB SPL
Battery consumption	Quiescent	1.1 mA	1.1 mA
	Typical	1.1 mA	1.1 mA

Battery life, calculated, hours**
Size 13 (IEC PR48)

IRIL (IEC 60118-13-2011) 800/1400/2000 MHz: 24/48/45 dB SPL

* For instruments fitted with Corda miniFit Power

** Based on the standardised battery consumption measurement (IEC 60118-0.) The actual battery life depends on battery quality, use pattern, active feature set, hearing loss and sound environment

BTE PP 105

Geno 1
Geno 2

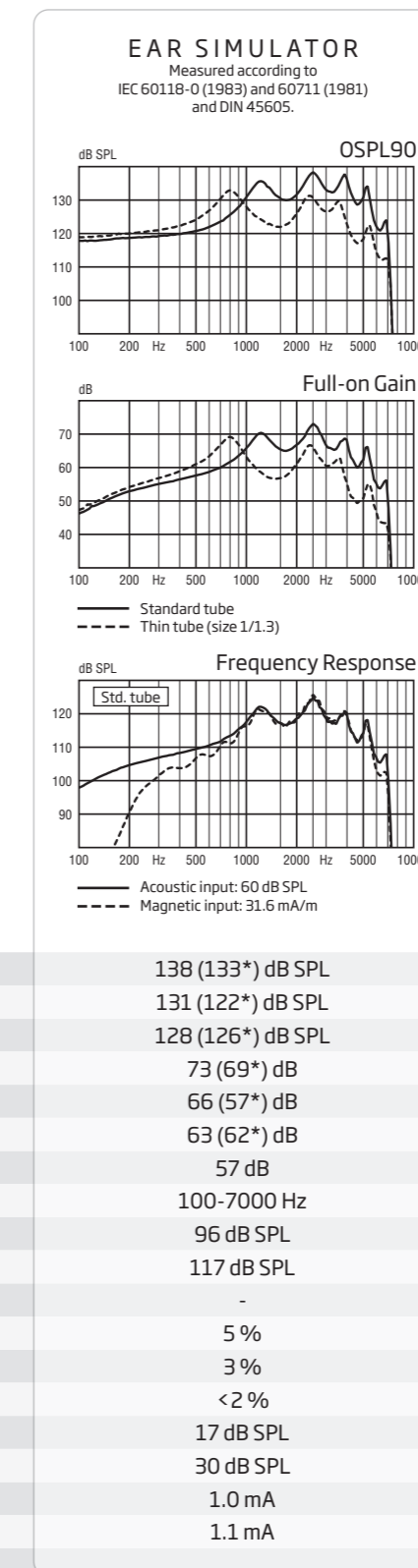
OTICON | **Geno**



Scale 1:1

Technical information
Omnidirectional mode is used unless otherwise stated.

Warning to the instrument dispenser
The maximum output capability of the hearing instrument may exceed 132 dB SPL (IEC 711). Special care should be exercised in selecting and fitting the instrument as there may be risk of impairing the remaining hearing of the hearing instrument user.



105		270	
OSPL90	Peak	138 (133*) dB SPL	133 (131*) dB SPL
	1600 Hz	131 (122*) dB SPL	124 (114*) dB SPL
	Average	128 (126*) dB SPL	128 (120*) dB SPL
Full-on gain	Peak	73 (69*) dB	67 (67*) dB
	1600 Hz	66 (57*) dB	59 (49*) dB
	Average	63 (62*) dB	63 (55*) dB
Reference test gain		57 dB	52 dB
Frequency range		100-7000 Hz	100-5700 Hz
Telecoil output (1600 Hz)	1 mA/m field	96 dB SPL	-
	10 mA/m field	117 dB SPL	-
	SPLITS L/R	-	105/105 dB SPL
Total harmonic distortion	500 Hz	5 %	2 %
(Input 70 dB SPL)	800 Hz	3 %	< 2 %
	1600 Hz	< 2 %	< 2 %
Equivalent input noise level (A)	Omni	17 dB SPL	14 dB SPL
	Dir	30 dB SPL	28 dB SPL
Battery consumption	Quiescent	1.0 mA	1.0 mA
	Typical	1.1 mA	1.3 mA

Battery life, calculated, hours**
Size 13 (IEC PR48)

IRIL (IEC 60118-13-2011) 800/1400/2000 MHz: 36/<16/<16 dB SPL

* For instruments fitted with Corda miniFit Power

** Based on the standardised battery consumption measurement (IEC 60118-0.) The actual battery life depends on battery quality, use pattern, active feature set, hearing loss and sound environment



Oticon A/S
Kongebakken 9
2765 Smørum
Denmark